

Tiquin's INGRÖ-PAL™

Great care has been taken in the design and manufacture of our instruments and we are confident that you will be entirely satisfied with your purchase.

EXAMPLES OF PROBLEMATIC NAILS AND TREATMENT (INGROWN TOENAILS)



1. Nail is growing down into the toe and tissue, resulting in inflammation



2. Nail has been incorrectly cut away at the corner

STEPS FOR TREATMENT



1. Shave out penetrating nail growth & commence process of straightening the edge of the nail



2. Allow the corner of the nail to grow back normally until next treatment



3. After one or more treatments, nail is correctly trimmed and growing normally

CARING FOR YOUR INSTRUMENT

As with any precision instrument, handle with care

Do not injure the shaving tooth tips in anyway

Please do not drop this instrument, doing so may cause the ends to become deformed or blunt making the instrument immediately unusable

The supplied sharp edge packaging protectors placed on the instrument are there to prevent the product from being damaged or cutting through the packaging before reaching the end user

Suitable for all sterilization processes

DIRECTIONS FOR USE

Sterilize the instrument before use

Soften the nails by soaking in warm water if needed

Clean the problem area thoroughly before and after treatment with undiluted antiseptic or sterile alcohol swabs



STEP 1

Hold back tissue away from the nail and insert either the fine or medium shaving tip between the tissue and the nail edge (Inside the nail groove) with the tooth facing against the nail



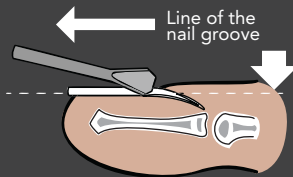
STEP 2 & 3

Starting from the base of the nail, apply pressure to the shaving tip against the nail edge and draw the instrument along the nail groove towards the free edge, shaving away at the problematic nail



STEP 3

CROSS SECTION THROUGH SIDE OF TOE



When inserted, the tooth faces inwards against the nail edge. The angled sides of the tip are polished, preventing any injury to the nail groove

ADDITIONAL INFORMATION

NAIL CLEANING

This instrument can be used like a hook to reach and clean under the free edge of the nail. It is also thin and allows to clean out debris accumulated in the nail groove as well


TREATING CUTICLES

Using the opposite side of the tooth on the medium or fine tip will allow you to gently push back cuticles

SAMPLE COLLECTION

Our instrument may also be used to obtain a sample of fungal material for lab testing should this ever be required

TIPS TO PREVENT INGROWN NAILS



Never cut your toenails round as this may result in ingrown toenails, cut straight across

Do not cut your nails too short

Avoid footwear that is tight and that places too much pressure on the toes



NAIL PLATE THINNING

The medium shaving tip may also be used to horizontally shave away at any nail surface irregularities you may have or provide thinning of the nail body

ANATOMY OF A NAIL



CHARACTERISTICS

The Tiquin's Ingro-Pal is used similarly to a scraper to shave away material from the nail. Our product can be used successfully even with applying the slightest amount of pressure to avoid any unnecessary discomfort.

Each Tiquin's Ingro-Pal has been designed to have the highest quality non-clog shaving tips as well as a handle that offers maximum grip, balance and control.

Our tips are tapered and created with a hollow design allowing for easy insertion between the nail and tissue.

PLEASE NOTE

This product requires the user to be responsible, overuse in a single area during treatment may result in injury. Once your nails have been controlled over time, frequency of treatment diminishes.

Date of publication: 30 October 2021
(Errors and omissions excepted)



In the quest for the more effective treatment of the common ingrown nail condition, we proudly introduce the **Tiquin's Ingro-Pal™**.

A precision instrument not only developed for the correction and ultimate control of ingrown nails, but also an all-round multifunctional nail shaving device.

BENEFITS

- Safely removes incorrect nail growth, avoiding inflammation and severe pain
- Cleans out the nail groove whilst removing the offending nail edge
- Will only treat areas offering resistance
- Will therefore not injure or penetrate soft tissue
- Designed for minimal discomfort
- Non-clog shaving tips
- Portable for convenience
- Hygienic and easy to use
- Comfortable to hold
- Time/cost effective
- Durable construction for repeated treatments

CAUTIONARY NOTE

For extreme nail conditions, diabetics or persons with circulatory impairment, please consult a medical practitioner before use.

Design #ZAF2021/00473



Manufactured in South Africa
For more info visit:
www.ingropal.co.za

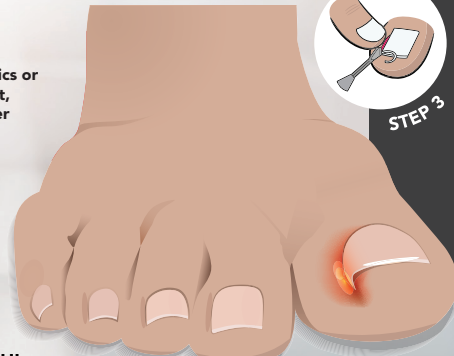


Tiquin's
INGRO-PAL
ELITE SS

Without injury & minimal discomfort rapidly shave out incorrect nail growth whilst simultaneously removing any debris



THE WORLD'S FINEST
Usage instructions enclosed
NAIL SHAVER



EFFECTIVELY CORRECT & CONTROL

- Ingrown Toenails
- Nail Plate Thinning
- Nail Edge Straightening
 - Nail Cleaning
- Push Back Cuticles

**HIGH-QUALITY
SOLID STAINLESS STEEL**